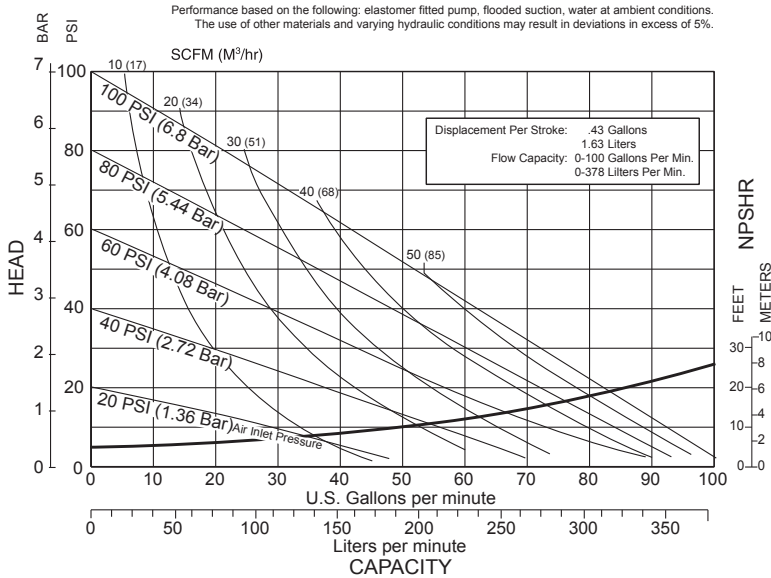


E40 DATA SHEET

SPECIFICATIONS & PERFORMANCE

1 1/2" Bolted Plastic with Plastic Center Sections

PERFORMANCE



SPECIFICATIONS

Flow Rate

Adjustable to 0-100 gpm (0-378 lpm)

Port Size

Suction 1 1/2" ANSI / DIN

Discharge 1 1/2" ANSI / DIN

Air Inlet 3/4" NPT

Air Exhaust 1" NPT

Suction Lift

Dry 19' (5.8 m)

Wet 29' (8.8 m)

Max Solid Size (Diameter)

. 0.47" (12 mm)

Max Noise Level 89 dB(A)


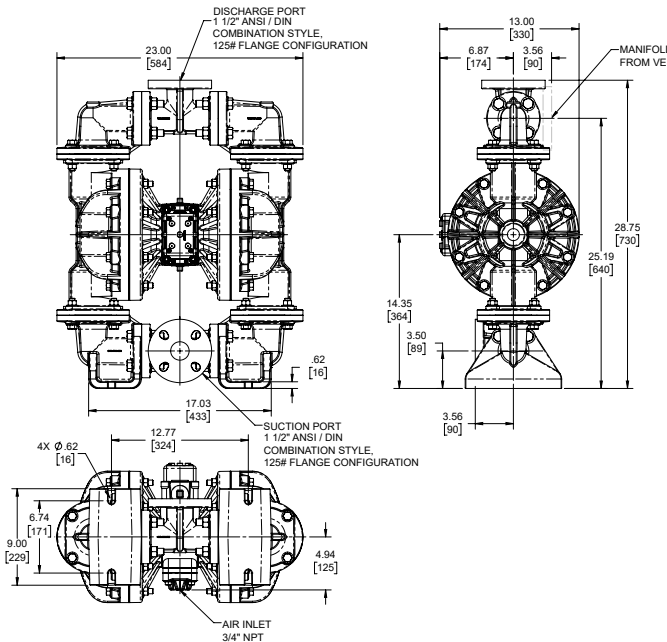
Shipping Weights

Polypropylene 82 lbs. (37kg)

PVDF 112 lbs. (51kg)

Conductive Poly 85 lbs. (38kg)

DIMENSIONS



VERSAMATIC®

VERSAMATIC.COM

Warren Rupp, Inc. | A Unit of IDEX Corporation

©Copyright 2019 Warren Rupp, Inc. All Rights Reserved.

e40nmdlCdsATEX-rev0120



Agitación
Dosificación
Bombeo

ronadosificacion.es